

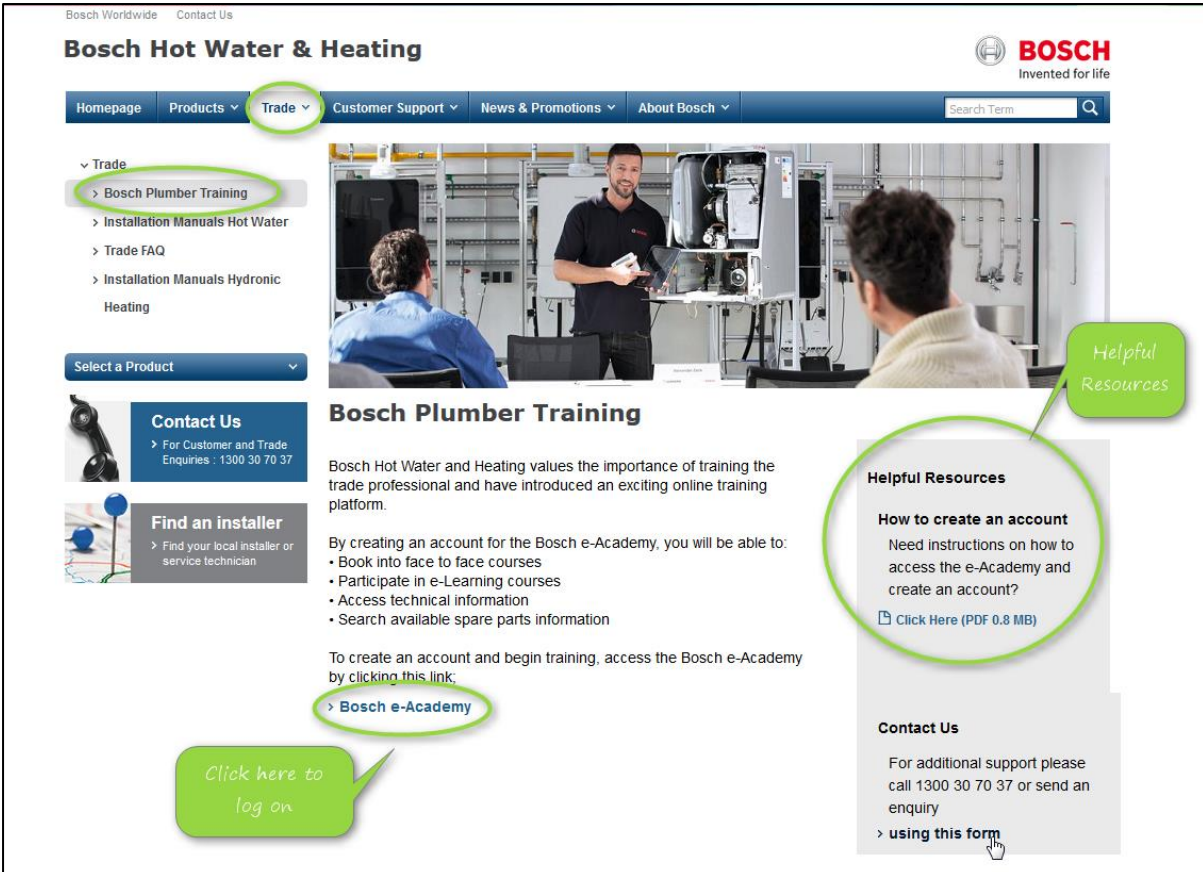
Instructions for e-Academy Registration

This document is designed to assist you register on the Bosch Hot Water & Heating Training, e-Academy and participate in training.


Step 1. Login.

Log in to Bosch Hot Water's e-Academy using;

- The direct web site address at www.boschhotwatertraining.com.au
Or
- The trade tab at www.bosch-climate.com.au/trade/training and follow the links to the e-Academy.



Bosch Worldwide Contact Us

Bosch Hot Water & Heating  **BOSCH**
Invented for life

Homepage Products **Trade** Customer Support News & Promotions About Bosch Search Term

Trade

- > **Bosch Plumber Training**
- > Installation Manuals Hot Water
- > Trade FAQ
- > Installation Manuals Hydronic Heating

Select a Product

Contact Us
> For Customer and Trade Enquiries : 1300 30 70 37

Find an installer
> Find your local installer or service technician

Bosch Plumber Training

Bosch Hot Water and Heating values the importance of training the trade professional and have introduced an exciting online training platform.

By creating an account for the Bosch e-Academy, you will be able to:

- Book into face to face courses
- Participate in e-Learning courses
- Access technical information
- Search available spare parts information

To create an account and begin training, access the Bosch e-Academy by clicking this link:

> **Bosch e-Academy**

Click here to log on

Helpful Resources

How to create an account
Need instructions on how to access the e-Academy and create an account?
[Click Here \(PDF 0.8 MB\)](#)

Contact Us
For additional support please call 1300 30 70 37 or send an enquiry
> **using this form**

Image from Bosch Climate website

Step 2. Create an account.

Click on “create an account”



Step 3. Complete the Self Registration form.

Complete all the fields in the self registration form.

A screenshot of the 'Self Registration' form. The title 'Self Registration' is circled in green. Below the title, there is a note: 'You're free to choose any username. But, please, note that the username can contain only letters, numbers and the symbol \$.' The form is titled 'Username and password' and contains three input fields: 'Username *', 'Password *', and 'Repeat password *'. Each field has a red asterisk indicating it is required.

****Note**

1. Your username must be one word with no spaces eg. John.Smith
2. In the “Timezone” drop box please select your option according to your state eg. Melbourne.
3. When answering “What is your job?” please select the appropriate option. See step 6 for explanation of the 3 different job types.

Step 4. Save your settings.

Ensure all fields are completed then press Save.

(Once completed you can access your profile and change your details.)



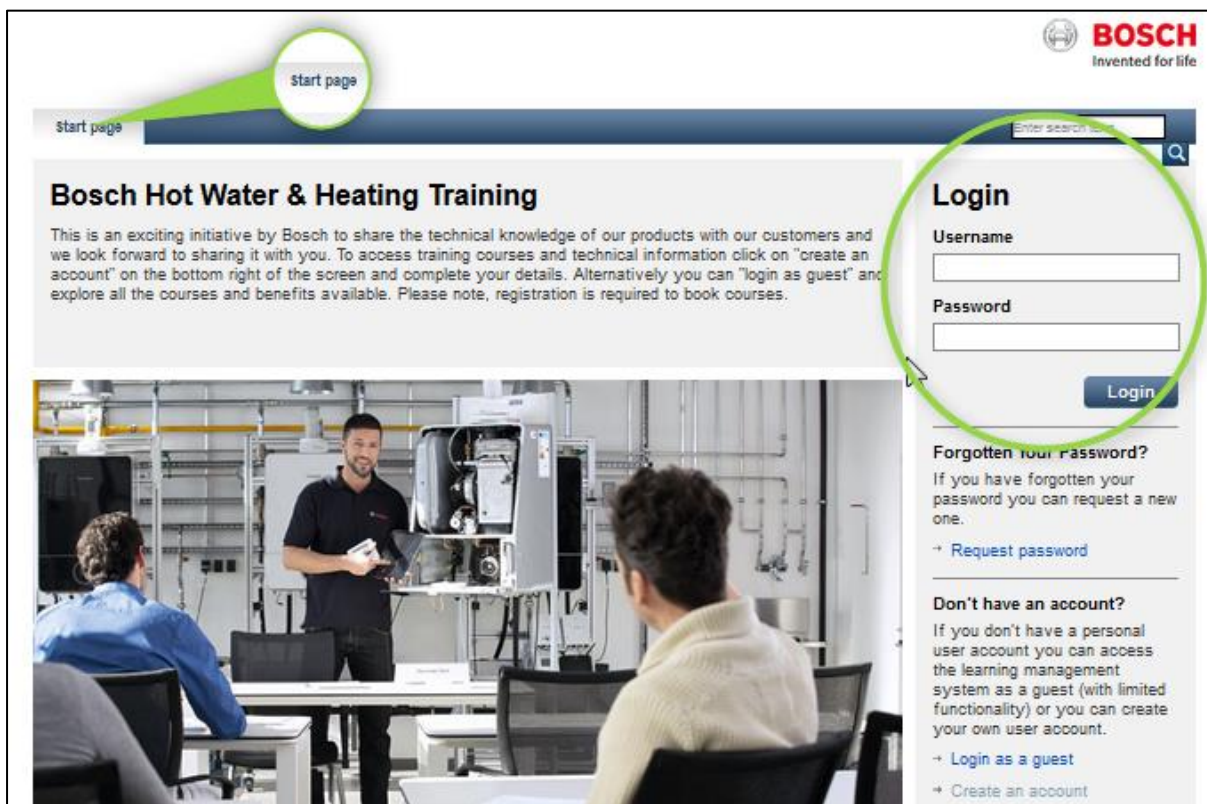
A screenshot of a web form. At the top, there is a label "Mobile number" above a text input field. Below the input field, a blue button with the text "Save" is circled in green. At the bottom of the form, there is a small text note: "Fields with * are required."

**Note

1. The system will automatically sign you in as a guest. Please exit by logging out of your account. You will receive a confirmation email shortly. Once you have received this email you may log in and book into a course.

Step 5. Access the e-Academy.

Proceed back to the "Start Page" and Login using your new "Username" and "Password".



A screenshot of the Bosch Hot Water & Heating Training website. The page features a navigation bar with a "start page" link circled in green. The main content area includes a heading "Bosch Hot Water & Heating Training" and a paragraph of introductory text. On the right side, there is a "Login" section with a "Username" input field, a "Password" input field, and a "Login" button. Below the login section, there are links for "Forgotten your Password?" and "Don't have an account?". The bottom of the page shows a photograph of a training session in progress.

Step 6. You are now ready to access the various resources that the Bosch e-Academy has to offer.

****Note** when accessing the e-Academy please use the left hand column to access training content (see next page).



Sales and Specifiers – people who are involved in the selling and specifying of hot water products and accessories. Eg. Sales staff and office support staff

Installing Plumbers – people who are involved in the installation of hot water products and accessories. Eg. Plumbers

Service Technicians – people who are involved in the service and maintenance of hot water products and accessories. Eg. Service agents or technicians

Spare Parts Identification – a resource available to Bosch e-Academy members that provides detailed information about spare parts available for Bosch hot water products.

e-Academy User Guide – resources that are available to help users with accessing learning material and spare parts information.